

Wabamun School - 2023-2024 Development Plan Results Report

Students Demonstrate Well-Being

The 2023/24 Development Plan Results Report showcases many notable achievements from the year, while also identifying areas for continued growth and improvement.

Wabamun School was fortunate to retain on-site counseling services one day per week, providing students with valuable support through one-on-one sessions, small group activities, and classroom presentations. These services have been vital in addressing student needs, particularly as many continue to face challenges in building and maintaining peer relationships.

Our Grab 'N Go Breakfasts and Nutrition Nook remain well-utilized, with up to two-thirds of our students accessing these resources daily. Strong connections with the families we serve keep us informed of ongoing challenges, including financial difficulties, mental health concerns, and evolving family dynamics.

While student well-being remains an area of focus, the 2023/24 school year saw positive progress in resilience and attendance. We are proud of our Wabamun Wild PRIDE virtues and Student of the Week recognitions, which foster a welcoming, caring, respectful, and safe school environment. Additionally, we celebrate our student-athletes for their commitment to academics, athletics, and attendance, as their dedication significantly enhances engagement and learning.

Finally, we extend heartfelt thanks to our parent volunteers, whose contributions enrich our school community. Whether assisting with field trips, supporting the Wabamun School Council and Fundraising Association, or helping with breakfast and hot lunch programs, their efforts are deeply appreciated.

Mr. L. Worthington

Principal, Wabamun School - The PRIDE of the Community
Parkland School Division - Where the World opens up

“We greatly appreciate the opportunities that our children receive for such a small school. We do not feel that they miss out on anything attending this school. In fact, they probably have more access to opportunities than students in larger schools because of numbers. Ex) Drumheller field trip, attendance rewards”. - Parent, Share a Thought (2023-2024)

Table of Contents

Wabamun School.....	3
Wabamun School Land Acknowledgement	3
Highlights from 2023/24.....	4
Areas of Focus	11
Visual Summary of Wabamun School's Baseline	12
Alberta Education Assurance Measure Results (Fall 2024) Summary	15
In the details	16
Detailed Summary	16
Literacy & Numeracy	19
Professional Development	19



“Wabamun is a great school with a community feel to it. Almost feels like family!” - Parent, Share a Thought (2023-2024)

Wabamun School

Wabamun School is in the heart of a family community, and there is a strong bond between the school and the community it serves. That sense of family is reflected in the learning environment, where students feel at home. The small school environment provides opportunities to build relationships with each student, ensuring that their needs are met and that they feel safe and cared for. Student success is measured by both academic and social growth. The school's motto is "The PRIDE of the Community", and we strive to instil the virtues of Perseverance, Resilience, Integrity, Determination and Empathy in everything members of our school community can achieve.



Our logo is unique:

- The grey and blue colouring are colours that have appeared in previous school logos.
- The dragonfly is synonymous with Wabamun for the [giant dragonfly sculpture](#) that can be seen as you come into the village, our annual Dragonfly Festival, and the thousands of dragonflies that help keep Wabamun mosquito free (almost) every year.
- The blue waves pay respect to our name "Wabamun" which is a Cree & Stoney word meaning "[mirror](#)" or "[looking glass](#)".
- Finally, the animal does not look like any one animal. Some think of it as any of the several types of wildlife in the area, and for others it shows that we recognize the contribution of the Wabamun Wildcats Hockey Association, who played a significant role in the community.

Wabamun School Land Acknowledgement

Our Land Acknowledgement is unique and reflective of our Cree and Stoney history:


With peace, harmony and unity, Wabamun School honours the land on which PSD resides which includes Treaty 6 and Treaty 8 territories.

In Treaty 6, we recognize and acknowledge this is traditional and ancestral land, home to many First Nation, Métis and Inuit, including our neighbours from Alexander Cree Nation, Alexis Nakota Sioux Nation, Enoch Cree Nation and Paul First Nation.

We take time to recognize the land as an act of reconciliation and gratitude. We reflect that "Wop Moon" (pronunciation) is a Cree & Stoney word, meaning "mirror" and "looking glass". We acknowledge Indigenous values, traditional teachings, contributions, and historical inequalities. We respect all cultures with an open heart and an open mind.

Highlights from 2023/24

Wabamun WILD Logo Indigenous Inspired Design



- Henry Bird created the image based on Wabamun School's current logo with Indigenous history and perspectives in mind.
- The Cree syllabics have generated a lot of positive discussion about Cree language and the history of Wabamun.

As featured in Parkland School Division's February edition of *Weaving Indigenous Ways of Knowing*, here is the story behind the Wabamun Wild indigenous inspired logo. This story was also featured on CTV & CBC, as well as CBC radio with Min Dhariwal.

Heart Beat of Reconcili-action highlights:

Les Worthington from Wabamun School worked with parent and Wabamun community member, Henry Bird, to come up with an Indigenous inspired design for an alternate school design for their jerseys. Les and Henry wanted to honour and acknowledge the history of Wabamun (pronounced wop-moon), which is a Cree and Stoney word meaning "mirror" and "looking glass", respectively. Henry shared stories with Les about his thoughts, ideas and experiences in

Wabamun and came back to him with a beautiful design to honour the historical and current Indigenous presence in this area. Below are pictures of the new basketball jersey featuring the Indigenous inspired design by Henry Bird.



Field Trips



Dragon Boating on Wabamun Lake




Fort Edmonton Park



Fort Edmonton Park



Prairie Gardens



Jasper



TELUS World of Science

Year End Awards



Book Fairs



Wabamun Wild PRIDE Virtues Student of the Week



Community Breakfasts



Student Athletics



“We greatly appreciate the amount of sports related activities available for our kids at Wabamun School”. - Parent, Share a Thought (2023-2024)

Areas of Focus

Prior to students moving to online learning in March 2020, Wabamun School staff had established that an area of focus would be Student Resilience. This was based on previous survey results and qualitative data collected through direction observation. Since students have returned to in person learning, we have continued to observe several students struggling with their resilience and their school attendance. Additional factors that contributed included:

- A large increase in students who were new to Wabamun School (Grades 1-9) at the start of the school year (approximately 20-25%).
- Changes to the home environment, such as the increase in divorce rate, which in turn had a direct increase on children's ACE (Adverse Childhood Experience) score.
- Student attendance continues to be a significant challenge. The chart below shows the percentage of Wabamun students whose attendance was less than 80% & 90%:

YEAR	Wabamun < 80%	Wabamun < 90%	PSD < 90%
2023/24	13%	56%	44%
2022/23	16%	51%	50%
2021/22	25%	60%	52%
2020/21	16%	35%	—
2019/20	12%	38%	—
2018/19	7%	24%	—

- Additional information from our Alberta Education Assurance Measure Results are included at the end.

Participants

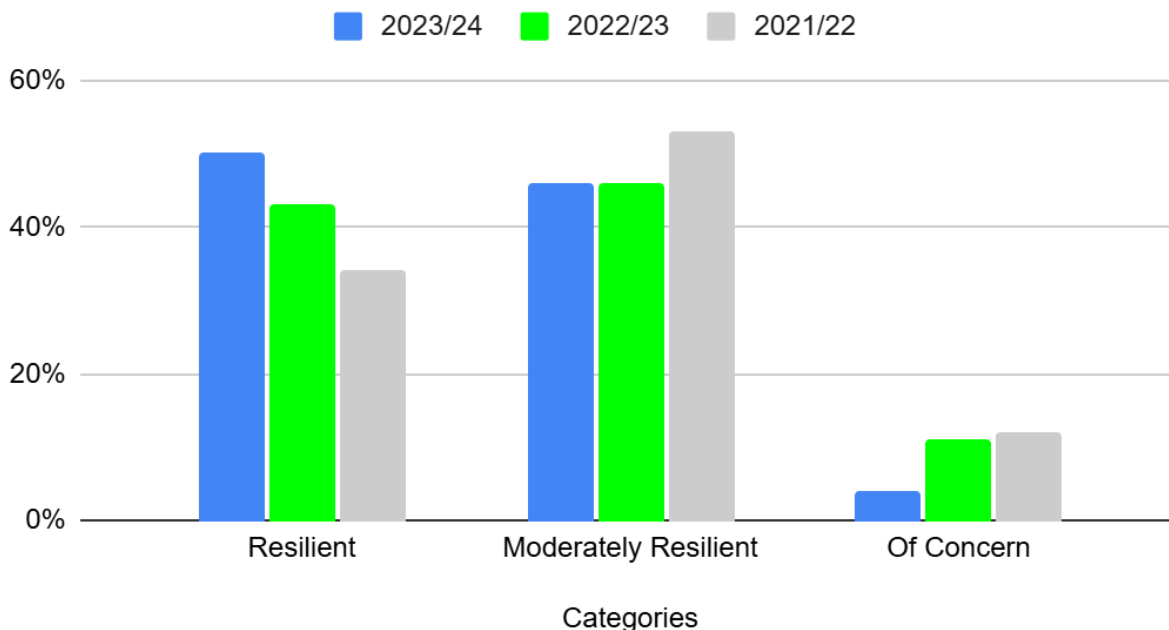
- Wabamun students grades four through nine completed the Student Resilience survey
- Wabamun School Staff
- Wabamun School Comprehensive Health Team
- Wabamun School Council
- 2020/21 PSD Lead Team Group:
 - Spruce Grove Composite High School Administration
 - Tomahawk School Administration
- Parkland School Division Director Instructional Services

“I like that students get the support they need, when they need it. Teachers are responsive to inquiring parents and easily approachable for students”. - Parent, Share a Thought (2023-2024)

Visual Summary of Wabamun School's Baseline

Students Demonstrate Well-Being

Student Resilience



- Students in grades 4-9 completed the Wabamun Student Resilience Survey in May & June of 2024.
- Students who scored 4/5 or greater were considered Resilient. Students who scored between 3-4/5 were considered Moderately Resilient. Students who scored less than 3/5 were considered Of Concern.
- The graph illustrates that the number of students considered Resilient increased by 7%, while the number of students considered Moderately Resilient stayed the same. Of major significance is the number of students considered Of Concern significantly decreased by 7%.
- A closer look comparing how students responded to individual questions from 2023/24 to 2022/23 shows an increase in resiliency in 24 questions, and a decrease in only 5. This is the second consecutive year we have seen significant improvement. This data will contribute to assisting us with the work we do at Wabamun School with our Collaborative Response.

Comparing 2023/24 to 2022/23 (40 questions)	
Improved	24
Stayed the same	11

Decreased	5
-----------	---

Summary of Wabamun School's Baseline

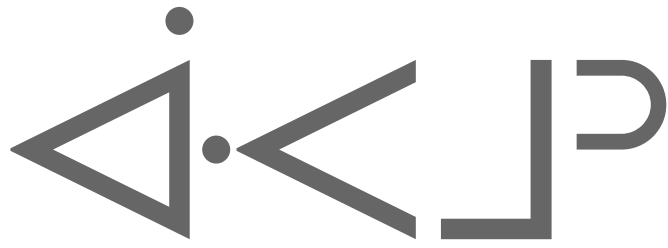
The following are focus group questions to be explored in 2023/24 as part of our Collaborative Response work. They are based upon student responses where the collective average of all responses were approximately equal to, or less than 3/5, as well as questions that saw a decrease:

- At school, I decide things like class activities or rules (2.6/5; -0.1)

As we compare to last years results, it's important to highlight that there were several areas of growth:

- At home, there is an adult who wants me to do my best (4.8/5; +0.2)
- At home, there is an adult who listens to me when I have something to say (4.3/5; +0.4)
- At school, there is an adult who really cares about me (4.1/5; +0.2)
- Away from school, there is an adult who really cares about me (4.6/5; +0.2)
- Are there students at school who would help you if you hurt yourself (4.1/5; + 0.3)
- Outside of the classroom, I take lessons in music, art, sports, or have a hobby (4.1/5; +0.3)
- Outside of the classroom, I am a member of a club, sports team, church group, or other group (3.4/5; +0.3)
- Are there students at school who would help you if other students are being mean to you (3.6/5; +0.2)
- I can do most things if I try (4.1/5; +0.2)
- There are many things that I do well (3.9/5; +0.2)
- I try to understand what other people feel (4.2/5; +0.2)
- I know where to go for help when I have problems (3.9/5; +0.2)
- I try to work out problems by talking about them (3.2/5; +0.2)

“My thought is how lucky my children were to go to Wabamun School. The education they received was top notch. Just want to say thank you Wabamun”. - Parent, Share a Thought (2023-2024)



Christmas Hampers & Christmas Concert



Alberta Education Assurance Measure Results (Fall 2024) Summary

Assurance Domain	Measure	Wabamun School			PSD	Alberta
		Current Result	Prev Year Result	Prev 3 Year Average	Current Result	Current Result
Student Growth and Achievement	Student Learning Engagement	80.5	81.8	84.1	80.6	83.7
	Citizenship	85.5	79.5	78.7	70.1	79.4
	PAT 6: Acceptable	55.6	81.8	81.8	66.3	68.5
	PAT 6: Excellence	0.0	36.4	36.4	15.9	19.8
	PAT 9: Acceptable	80.0	61.5	61.5	66.3	62.5
	PAT 9: Excellence	32.5	10.3	10.3	14.1	15.4
Teaching & Leading	Education Quality	89.6	88.3	90.0	84.8	87.6
Learning Supports	Welcoming, Caring, Respectful and Safe Learning Environments (WCRSLE)	86.7	84.0	82.7	77.5	84.0
	Access to Supports and Services	81.0	86.6	88.1	75.4	79.9
Governance	Parental Involvement	94.7	83.3	82.9	73.2	79.5

Overall, Wabamun School continues to do very well, as the school exceeds the province in 7 of 10 measures. Parental Involvement continues to grow. The grade 9's did exceptionally well on their Provincial Achievement Tests. The two measures of: 1 - Citizenship and 2 - Welcoming, Caring, Respectful and Safe Learning Environments are areas that are reflective of our focus:

Students Demonstrate Well-Being. Additionally, we will be using data collected from our GAP reports from our Provincial Achievement Test results to inform our teaching.

In the details

Wabamun School continues to have very good results; however, there are areas that require reflection, and action, in order to see improvement. The following Detailed Summary (of the 250+ page document) will focus on some of the more specific questions within each measure that are to be celebrated, and those to be addressed as we go forward this year focusing on Students Demonstrate Well-Being as part of our Collaborative Response.

Detailed Summary

Parents- All (13 surveyed)		Strongly Agree %	Agree %	Disagre e %	Strongly Disagree %	Don't Know %	Top 2 Box %
Your child's school is a welcoming place to be	2023	29	63	7	0	0	93
	2024	38	54	0	0	8	92
Students at your child's school care about each other	2023	7	43	36	7	7	50
	2024	0	85	8	8	0	85
Students treat each other well at your child's school	2023	7	36	43	14	0	43
	2024	0	69	23	8	0	69
At school, there are appropriate supports and services available to your child to help with their learning	2023	7	64	21	7	0	71
	2024	15	38	23	15	8	54
Your child can get help at school with problems that are not related to school work	2023	0	79	14	0	7	79
	2024	0	46	23	0	31	46
When your child needs it, teachers	2023	21	57	14	0	7	79

at your child's school are available to help them	2024	8	69	23	0	0	77
Your child finds school work interesting	2023	0	79	14	7	0	79
	2024	0	85	15	0	0	85
Your child is learning what they need to know	2023	7	50	7	21	14	57
	2024	8	58	8	17	8	67
Parents- All (13 surveyed)		Very Satisfied %	Satisfied %	Dissatisfied %	Very Dissatisfied %	Don't Know %	Top 2 Box %
How satisfied or dissatisfied are you with the quality of education your child is receiving at school	2023	14	71	7	7	0	86
	2024	15	69	0	15	0	85
How satisfied or dissatisfied are you with the quality of teaching at your child's school	2023	14	71	7	7	0	86
	2024	8	77	8	8	0	85
Parents- All (13 surveyed)		Improved %	Stayed The Same %	Declined %	Don't Know %	Top 2 Box %	
In your opinion, has the quality of education that your child experienced at school improved, stayed the same, or declined in the past three years	2023	21	43	29	7	64	
	2024	38	46	8	8	85	
Students - Grade 4-6 (27 surveyed)		Yes		No		Don't Know	Top 2 Box
Do you feel like you belong	2023	81		6		13	81
	2024	93		7		0	93
Do most students respect each other	2023	81		13		6	81
	2024	69		8		23	69

Do you feel safe at school	2023	100		0		0	100
	2024	85		11		4	85
Do your teachers care about you	2023	100		0		0	100
	2024	89		0		11	89
Do most students care about each other	2023	84		13		3	84
	2024	67		0		33	67
Students - Grade 4-6 (27 surveyed)		Very Good	Good	Poor	Very Poor	Don't Know	Top 2 Box
Are the teachers in your school	2023	70	30	0	0	0	100
	2024	44	52	0	0	4	96
Do you think your school is	2023	39	61	0	0	0	100
	2024	33	63	4	0	0	96
Students - Grade 7-9 (39 surveyed)		Strongly Agree %	Agree %	Disagree %	Strongly Disagree %	Don't Know %	Top 2 Box %
I am encouraged to try my best	2023	38	52	6	0	4	90
	2024	29	66	5	0	0	95
At school, students follow the rules	2023	9	32	32	17	11	40*
	2024	5	58	29	8	0	63*
At school, students help each other	2023	6	69	21	0	4	75
	2024	11	66	13	3	8	76

It is clear what I am expected to learn	2023	27	52	15	2	4	79
	2024	26	64	5	3	3	90
My school work is interesting	2023	8	71	13	4	4	79
	2024	0	85	10	3	3	85
I am treated fairly by adults at my school	2023	31	63	4	0	2	94
	2024	31	59	8	0	3	90
I feel safe at school	2023	17	52	21	2	8	69
	2024	21	69	8	0	3	90
When I need it, teachers at my school are available to help me	2023	35	60	2	2	0	96
	2024	26	71	3	0	0	97
I can get help at school with problems that are not related to school work	2023	28	51	11	4	6	79
	2024	21	61	11	5	3	82
Students - Grade 7-9 (39 surveyed)		Very Good	Good	Poor	Very Poor	Don't Know	Top 2 Box
Is the quality of teaching at your school	2023	29	67	2	0	2	96
	2024	18	77	5	0	0	95
Overall, the education you are receiving at school	2023	25	69	2	2	2	94
	2024	13	87	0	0	0	100
* - Future planning includes meeting with focus groups of students to explore positive student interactions. Also, staff will focus on informing parents about additional supports available at the school.							

Literacy & Numeracy

Literacy - Wabamun School reading results for Grades 1-6 showed significant positive growth from September 2023 to June 2024, although not as much growth as Parkland School Division as a whole.

Reading Results Grades 1-6	Wabamun School Sept 2023	Wabamun School June 2024	+/- from Sept- June	PSD Sept 2023	PSD June 2024	+/- from Sept- June
Below	42%	35%	-7%	41%	30%	-11%
At or Above	58%	65%	+7%	59%	70%	+11%

Numeracy - Wabamun School recognizes that the Wabamun School cohort grew strong significantly as compared to Parkland School Division, while keeping in mind that our students started significantly behind. In grade 7 the percentage of students not requiring attention went from 63% in September to 89% in June.

Wabamun MiPi Data Grades 7-9	September 2023	June 2024
Percentage of students not requiring attention	60%	75%

Professional Development

Professional development opportunities included, but were not limited to:

- New curriculum
- Collaborative Response Model - Focus on Student Resilience
- PowerSchool and reporting academics to parents
- Individual Education Plans
- Educational Psychological Assessment debriefs
- Next Steps:
 - Guarding Minds
 - Assurance Measures Report
 - Provincial Achievement Test Gap Analysis
 - Comprehensive School Health Matrix
 - Wabamun Student Survey (Resilience)

